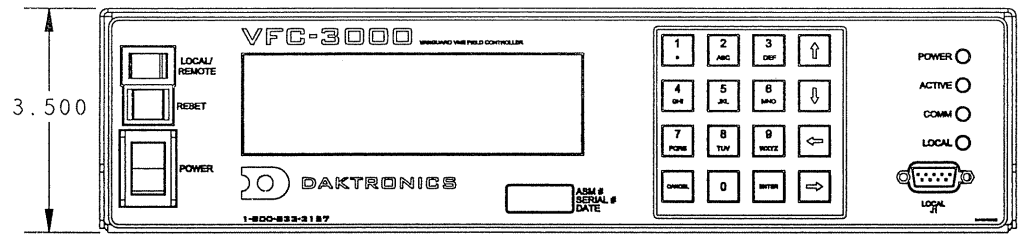
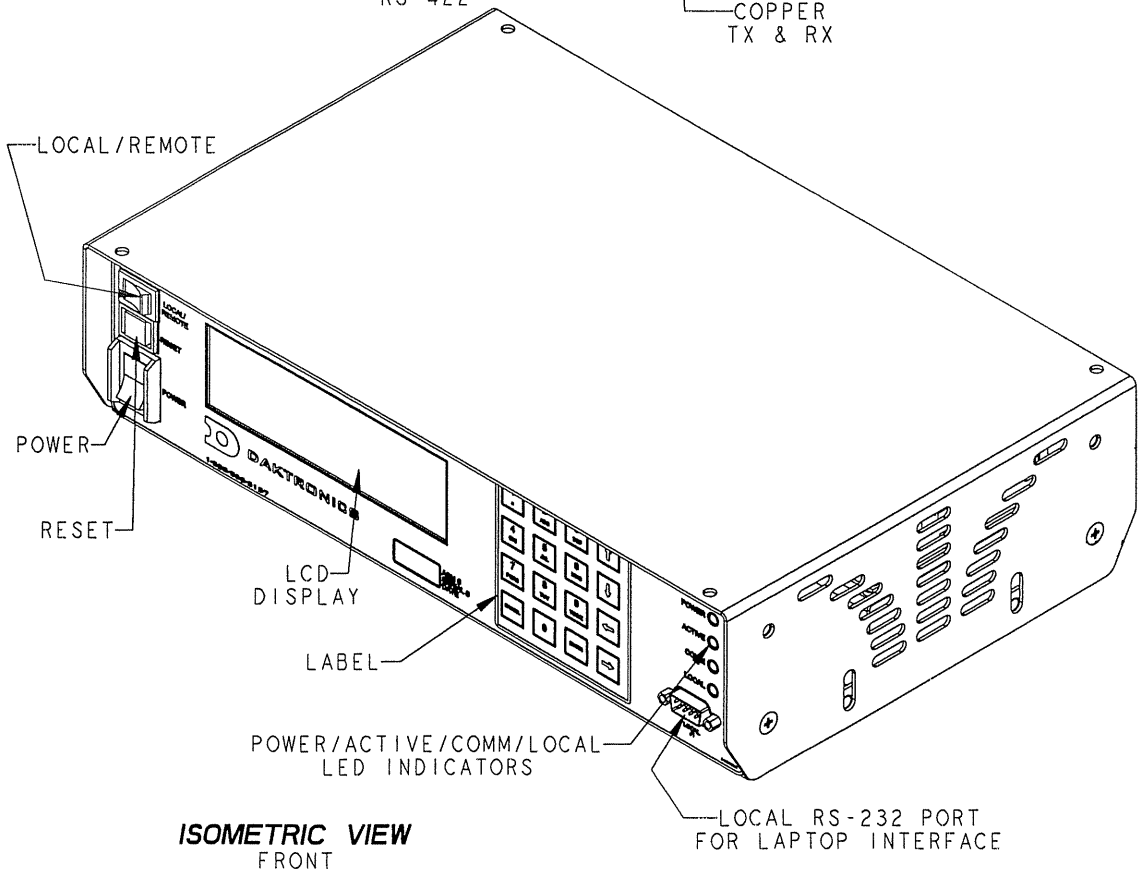
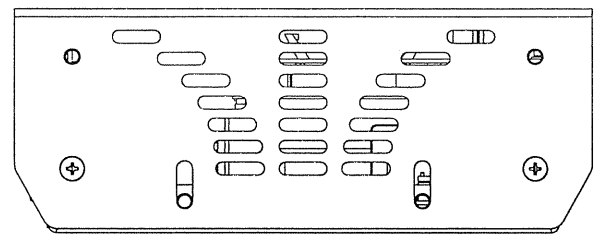


TOP VIEW



FRONT VIEW



SIDE VIEW

REV.	DATE	DESCRIPTION	BY	APPR.
03	11 OCT 04	CHANGED REF LABELS ON REAR VIEW	BDS	
02	23 SEP 04	REMOVED REF DWG 199633	BDS	
01	22 JUN 04	REGENERATED DRAWING TO SHOW NEW FEATURES OF FIELD CONTROLLER	LJR	

THE CONCEPTS EXPRESSED AND DETAILS SHOWN ON THIS DRAWING ARE CONFIDENTIAL AND PROPRIETARY. DO NOT REPRODUCE BY ANY MEANS, INCLUDING ELECTRONICALLY WITHOUT THE EXPRESSED WRITTEN CONSENT OF DAKTRONICS, INC. COPYRIGHT 2004 DAKTRONICS, INC.

**DAKTRONICS, INC. BROOKINGS, SD 57006**

PROJ: VANGUARD VMS  
 TITLE: SHOP DRAWING, VFC-3000  
 DES. BY: GKELLY DRAWN BY: GKELLY DATE: 19 NOV 03

REVISION 3 SHEET 1 OF DWG 200095  
 SCALE: 1=2

1248 - E10B - 200095